

British PATCHWORK & QUILTING

June 2019

Welcome to the Pattern Sheet. Here you will find full size patterns and templates for projects in the June 2019 issue of *British Patchwork & Quilting*. You can also download the templates from our website www.pandqmmagazine.com

Trace templates carefully onto clear template plastic with a pencil or fine marker and cut out accurately on lines. When tracing patterns directly onto fabric use a removable fabric marker or chalk pencil to avoid leaving permanent marks.

Seam allowance is 1/4" unless stated otherwise.


Index

Sars & Flowers BOM (page 58)
Curved EPP templates


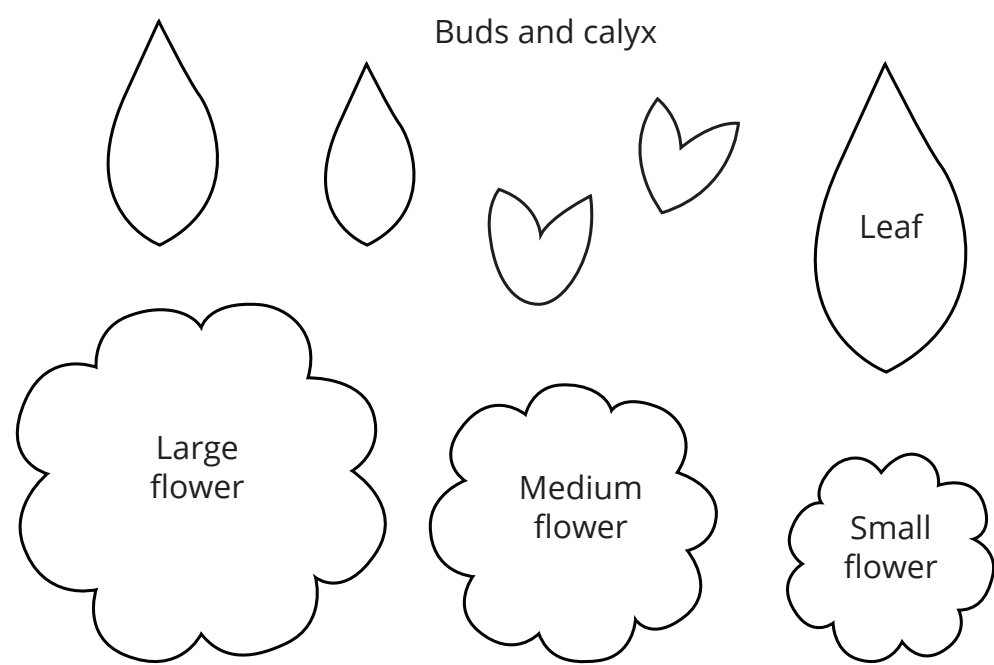
Floral Wall Hanging (page 36)
Appliqué templates

A Crofting Life (page 14)
Appliqué templates


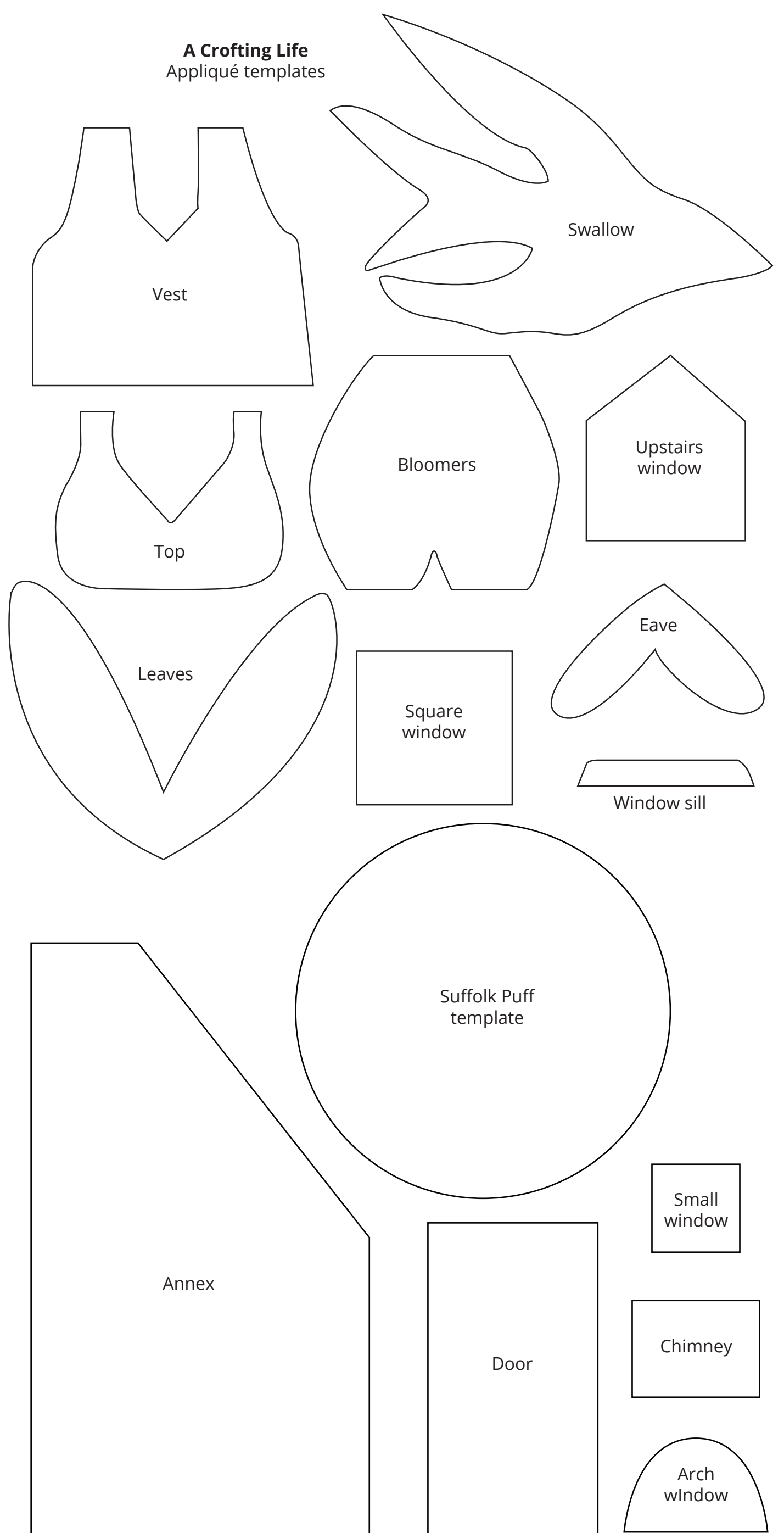
Stars & Flowers BOM
Curved EPP templates



Floral Wall Hanging
Appliqué templates



A Crofting Life
Appliqué templates



A Crofting Life
Appliqué templates